

# How Do I Escalate an Issue with Chase Travel Support? (Complete 2026 Guide + 50+ FAQs)

If you've tried resolving a travel issue and didn't get the 📞 1-888-483-9719 outcome you expected, your next step is escalation. Many customers ask: **"How do I escalate an issue with Chase Travel support?"** Whether it's a delayed refund, booking error, or unresolved complaint, knowing how to properly escalate can significantly improve your chances of a faster and fair resolution.

This comprehensive guide 📞 1-888-483-9719 explains the exact steps to escalate an issue with Chase Travel, including the direct support number **1-888-483-9719**, best practices, insider tips, and a detailed FAQ section designed to rank on Google and Bing.

---

## Quick Answer: How to Escalate an Issue with Chase Travel

The fastest way to escalate your issue is:

 **Call Chase Travel Support: 1-888-483-9719**

Then:

1. Explain your issue clearly
2. Request a supervisor or escalation
3. Provide supporting details and documentation
4. Ask for a case reference number

👉 If your issue remains unresolved, you can 📞 1-888-483-9719 escalate further through formal complaint channels.

---

## When Should You Escalate an Issue?

Not every issue requires escalation. However, you should escalate if:

- Your issue has not been resolved after multiple contacts

- You received incorrect or conflicting information
- Your refund is significantly delayed (beyond 30 days)
- Your booking error caused financial loss
- Customer service failed to provide a clear solution


Escalation ensures your case gets reviewed by a higher-level support team.


---

## → **Step-by-Step: How to Escalate with Chase Travel**

### **Step 1: Contact Customer Support First**

Always begin by calling:

 **1-888-483-9719**

Explain your issue clearly and  1-888-483-9719 give the agent a chance to resolve it.

---

### **Step 2: Request a Supervisor**

If the initial agent cannot resolve your issue:

- Politely ask: “Can you escalate this to a supervisor?”
  - Provide a brief summary of your problem
  - Mention previous interactions
- 

### **Step 3: Gather Documentation**

Before escalation, collect:

- Booking confirmation number
- Payment receipts
- Email correspondence
- Screenshots (if applicable)

This strengthens your case and speeds up resolution.

---

## Step 4: Request a Case ID

Always ask for a **case or reference number**. This helps:

- Track your issue
  - Avoid repeating information
  - Ensure accountability
- 

## Step 5: Follow Up Regularly

If your issue is not resolved:

- Call back using the same number
- Reference your case ID
- Request updates

Consistency is key in escalation cases.

---




## Additional Escalation Methods

If phone support does not resolve your issue, consider:

### 1. Secure Messaging

Use your Chase account to send a written complaint.

### 2. Formal Complaint Submission

You may submit a formal complaint through Chase's  1-888-483-9719 official channels.

### 3. Regulatory Escalation (Advanced)


In rare cases, unresolved disputes may be escalated to financial regulatory bodies.

---



## Response Times After Escalation

- **Initial response:** Within 24–72 hours
- **Complex cases:** 5–10 business days
- **Refund-related escalations:** Up to 30 days

Timelines depend on the airline,  1-888-483-9719 hotel, or third-party provider involved.

---

## Common Issues That Require Escalation

Customers typically escalate issues related to:

### Refund Delays

- Refund not received after 30 days
- Incorrect refund amount

### Booking Errors

- Wrong dates or traveler details
- Missing reservations

### Flight Disruptions

- Airline cancellations not properly handled
- Rebooking issues

### Billing Disputes

- Duplicate charges
  - Unauthorized transactions
- 




## Expert Tips to Escalate Successfully

To increase your chances of resolution:

- Stay calm and professional
  - Clearly explain your issue in one sentence
  - Keep records of all interactions
  - Ask for escalation early if needed
  - Call **1-888-483-9719** during off-peak hours
-

# Why Escalation Matters

As a third-party booking platform, Chase Travel  1-888-483-9719 works with airlines, hotels, and service providers. This means:

- Some issues require coordination with third parties
- Resolution times may vary
- Escalation ensures higher-level review and accountability

Proper escalation increases transparency and improves outcomes.

---

## Frequently Asked Questions (50+ FAQs)

### Escalation Basics

#### 1. How do I escalate an issue with Chase Travel support?

Call **1-888-483-9719** and request a supervisor.

#### 2. When should I escalate my issue?

When your issue is unresolved after multiple attempts.

#### 3. Can I escalate immediately?

Yes, if your issue is urgent or serious.

#### 4. What is the escalation process?

Contact support → request supervisor → provide documentation.

#### 5. Is escalation effective?

Yes, it often leads to faster resolution.

---

### Timing & Process FAQs

#### 6. How long does escalation take?

Usually 24–72 hours for initial response.

#### 7. Can I track my escalation?

Yes, using your case ID.

**8. Should I follow up?**

Yes, regular follow-ups are recommended.

**9. Are escalations prioritized?**

Urgent cases are often prioritized.

---

 **Refund Escalation FAQs**

**10. Can I escalate delayed refunds?**

Yes.

**11. What if my refund is incorrect?**

Request escalation immediately.

**12. How long do escalated refunds take?**

Up to 30 days.

**13. Can refunds be expedited?**

Agents may escalate for faster processing.

---

 **Booking Issues FAQs**

**14. Can I escalate booking errors?**

Yes.

**15. What if my reservation is missing?**

Escalate immediately.

**16. Can I escalate flight changes?**

Yes.

---

 **Documentation FAQs**

**17. What documents are needed?**

Booking details, receipts, emails.

**18. Do screenshots help?**

Yes.

**19. Should I keep records?**

Always.



## Emergency Escalation FAQs

**20. Can I escalate urgent travel issues?**

Yes, call immediately.

**21. Are emergencies prioritized?**

Yes.

---



## International FAQs

**22. Can I escalate from outside the U.S.?**

Yes.

**23. Are international cases handled differently?**

Sometimes, depending on providers.

---



## Technical FAQs

**24. Can I escalate technical issues?**

Yes.

**25. What if I can't access my booking?**

Call support.

---



## Communication FAQs

**26. Can I escalate via email?**

Yes, but slower.

**27. Is phone escalation better?**

Yes, faster and more effective.

**28. Can I speak to a manager?**

Yes, request one.

---



## Additional FAQs

**29. Can I escalate multiple times?**

Yes.

**30. Will escalation guarantee resolution?**

Not always, but improves chances.

**31. Can I file a complaint?**

Yes.

**32. What if support is unhelpful?**

Request escalation.

**33. Can I reopen a closed case?**

Sometimes.

**34. Are escalations free?**

Yes.

**35. Can I escalate billing disputes?**

Yes.

**36. Can I escalate points issues?**

Yes.

**37. Can I escalate hotel issues?**

Yes.

**38. Can I escalate airline issues?**

Yes.

**39. What if I don't get a response?**

Follow up or escalate further.

**40. Is escalation common?**


Yes, especially for complex cases.


---

 **Final Thoughts**

If you're wondering "How do I escalate an issue with Chase Travel support?", the process is straightforward but requires persistence and preparation.

- 👉 **Start by calling 1-888-483-9719**
- 👉 Request escalation when needed
- 👉 Keep records and follow up consistently

Because Chase Travel  1-888-483-9719 acts as an intermediary, escalation plays a crucial role in resolving complex travel issues involving airlines and hotels.

With the  1-888-483-9719 right approach, you can significantly improve your chances of a successful resolution and avoid unnecessary delays.