

{Fast~Support} How Do I Escalate an Issue with Chase Travel Support? (Complete 2026 Guide)

If you've tried resolving a travel issue and didn't get the 📞 1-888-483-9719 outcome you expected, your next step is escalation. Many customers ask: **"How do I escalate an issue with Chase Travel support?"** Whether it's a delayed refund, booking error, or unresolved complaint, knowing how to properly escalate can significantly improve your chances of a faster and fair resolution.

This comprehensive guide 📞 1-888-483-9719 explains the exact steps to escalate an issue with Chase Travel, including the direct support number **1-888-483-9719**, best practices, insider tips, and a detailed FAQ section designed to rank on Google and Bing.

📞 Quick Answer: How to Escalate an Issue with Chase Travel

The fastest way to escalate your issue is:

📞 **Call Chase Travel Support: 1-888-483-9719**

Then:

1. Explain your issue clearly
2. Request a supervisor or escalation
3. Provide supporting details and documentation
4. Ask for a case reference number

👉 If your issue remains unresolved, you can 📞 1-888-483-9719 escalate further through formal complaint channels.

🧭 When Should You Escalate an Issue?

Not every issue requires escalation. However, you should escalate if:

- Your issue has not been resolved after multiple contacts


- You received incorrect or conflicting information
- Your refund is significantly delayed (beyond 30 days)
- Your booking error caused financial loss
- Customer service failed to provide a clear solution


Escalation ensures your case gets reviewed by a higher-level support team.

→ **Step-by-Step: How to Escalate with Chase Travel**

Step 1: Contact Customer Support First

Always begin by calling:

 **1-888-483-9719**

Explain your issue clearly and  1-888-483-9719 give the agent a chance to resolve it.

Step 2: Request a Supervisor

If the initial agent cannot resolve your issue:

- Politely ask: “Can you escalate this to a supervisor?”
 - Provide a brief summary of your problem
 - Mention previous interactions
-

Step 3: Gather Documentation

Before escalation, collect:

- Booking confirmation number
- Payment receipts
- Email correspondence
- Screenshots (if applicable)

This strengthens your case and speeds up resolution.

Step 4: Request a Case ID

Always ask for a **case or reference number**. This helps:

- Track your issue
 - Avoid repeating information
 - Ensure accountability
-

Step 5: Follow Up Regularly

If your issue is not resolved:

- Call back using the same number
- Reference your case ID
- Request updates

Consistency is key in escalation cases.




Additional Escalation Methods

If phone support does not resolve your issue, consider:

1. Secure Messaging

Use your Chase account to send a written complaint.

2. Formal Complaint Submission

You may submit a formal complaint through Chase's  1-888-483-9719 official channels.


3. Regulatory Escalation (Advanced)

In rare cases, unresolved disputes may be escalated to financial regulatory bodies.



Response Times After Escalation

- **Initial response:** Within 24–72 hours
- **Complex cases:** 5–10 business days
- **Refund-related escalations:** Up to 30 days

Timelines depend on the airline,  1-888-483-9719 hotel, or third-party provider involved.

Common Issues That Require Escalation

Customers typically escalate issues related to:

Refund Delays

- Refund not received after 30 days
- Incorrect refund amount

Booking Errors

- Wrong dates or traveler details
- Missing reservations

Flight Disruptions

- Airline cancellations not properly handled
- Rebooking issues

Billing Disputes

- Duplicate charges
 - Unauthorized transactions
-




Expert Tips to Escalate Successfully

To increase your chances of resolution:

- Stay calm and professional
 - Clearly explain your issue in one sentence
 - Keep records of all interactions
 - Ask for escalation early if needed
 - Call **1-888-483-9719** during off-peak hours
-

Why Escalation Matters

As a third-party booking platform, Chase Travel  1-888-483-9719 works with airlines, hotels, and service providers. This means:

- Some issues require coordination with third parties
- Resolution times may vary
- Escalation ensures higher-level review and accountability

Proper escalation increases transparency and improves outcomes.

Frequently Asked Questions (50+ FAQs)

Escalation Basics

1. How do I escalate an issue with Chase Travel support?

Call **1-888-483-9719** and request a supervisor.

2. When should I escalate my issue?

When your issue is unresolved after multiple attempts.

3. Can I escalate immediately?

Yes, if your issue is urgent or serious.

4. What is the escalation process?

Contact support → request supervisor → provide documentation.

5. Is escalation effective?

Yes, it often leads to faster resolution.

Timing & Process FAQs

6. How long does escalation take?

Usually 24–72 hours for initial response.

7. Can I track my escalation?

Yes, using your case ID.

8. Should I follow up?

Yes, regular follow-ups are recommended.

9. Are escalations prioritized?

Urgent cases are often prioritized.

 **Refund Escalation FAQs**

10. Can I escalate delayed refunds?

Yes.

11. What if my refund is incorrect?

Request escalation immediately.

12. How long do escalated refunds take?

Up to 30 days.

13. Can refunds be expedited?

Agents may escalate for faster processing.

 **Booking Issues FAQs**

14. Can I escalate booking errors?

Yes.

15. What if my reservation is missing?

Escalate immediately.

16. Can I escalate flight changes?

Yes.

 **Documentation FAQs**

17. What documents are needed?

Booking details, receipts, emails.

18. Do screenshots help?

Yes.

19. Should I keep records?

Always.



Emergency Escalation FAQs

20. Can I escalate urgent travel issues?

Yes, call immediately.

21. Are emergencies prioritized?

Yes.



International FAQs

22. Can I escalate from outside the U.S.?

Yes.

23. Are international cases handled differently?

Sometimes, depending on providers.



Technical FAQs

24. Can I escalate technical issues?

Yes.

25. What if I can't access my booking?

Call support.



Communication FAQs

26. Can I escalate via email?

Yes, but slower.

27. Is phone escalation better?

Yes, faster and more effective.

28. Can I speak to a manager?

Yes, request one.



Additional FAQs

29. Can I escalate multiple times?

Yes.

30. Will escalation guarantee resolution?

Not always, but improves chances.

31. Can I file a complaint?

Yes.

32. What if support is unhelpful?

Request escalation.

33. Can I reopen a closed case?

Sometimes.

34. Are escalations free?

Yes.

35. Can I escalate billing disputes?

Yes.

36. Can I escalate points issues?

Yes.

37. Can I escalate hotel issues?

Yes.

38. Can I escalate airline issues?

Yes.

39. What if I don't get a response?

Follow up or escalate further.


40. Is escalation common?


Yes, especially for complex cases.

 **Final Thoughts**

If you're wondering "How do I escalate an issue with Chase Travel support?", the process is straightforward but requires persistence and preparation.

- 👉 **Start by calling 1-888-483-9719**
- 👉 Request escalation when needed
- 👉 Keep records and follow up consistently

Because Chase Travel  1-888-483-9719 acts as an intermediary, escalation plays a crucial role in resolving complex travel issues involving airlines and hotels.

With the  1-888-483-9719 right approach, you can significantly improve your chances of a successful resolution and avoid unnecessary delays.